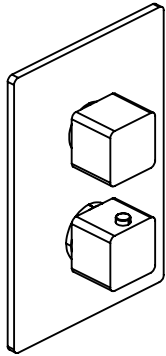


RHE.4301 | Thermostatic Mixer with 3 Output Valve - 3/4"

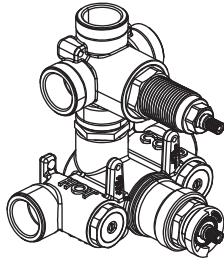
SPECIFICATIONS:

- Turn bottom handle to control temperature.
- Turn top handle to divert water & control volume.
- Includes Thermostatic valve (JVH.4301F) w/ service stops
- Thermostatic Valve Flow Rate - 22 GPM @ 3 BAR
- Extension Available - JVH.4101E**



Trim
[RHE.4000T**]

+



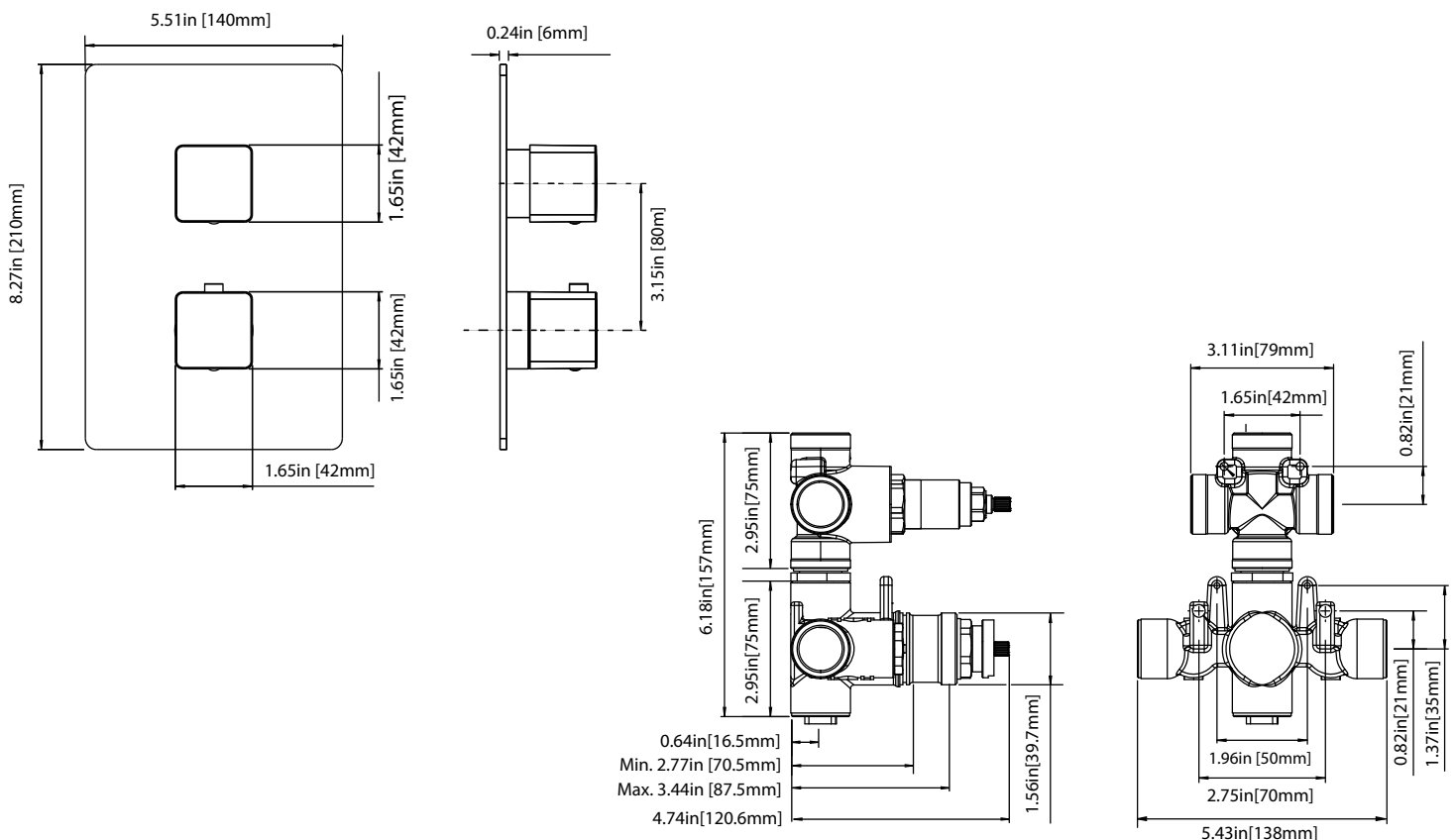
Valve
[JVH.4301F]



A separate volume control is **not** needed to turn water supply off. Volume control functionality is integrated within this valve.

See Spec Sheet For JVH.4301F For Detailed Information On Valve.

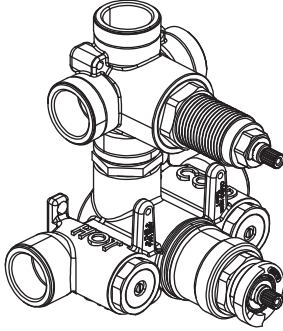
Technical Diagram



JVH.4301F | 3/4" Thermostatic Mixer Valve - 3 Output Page 1 of 2

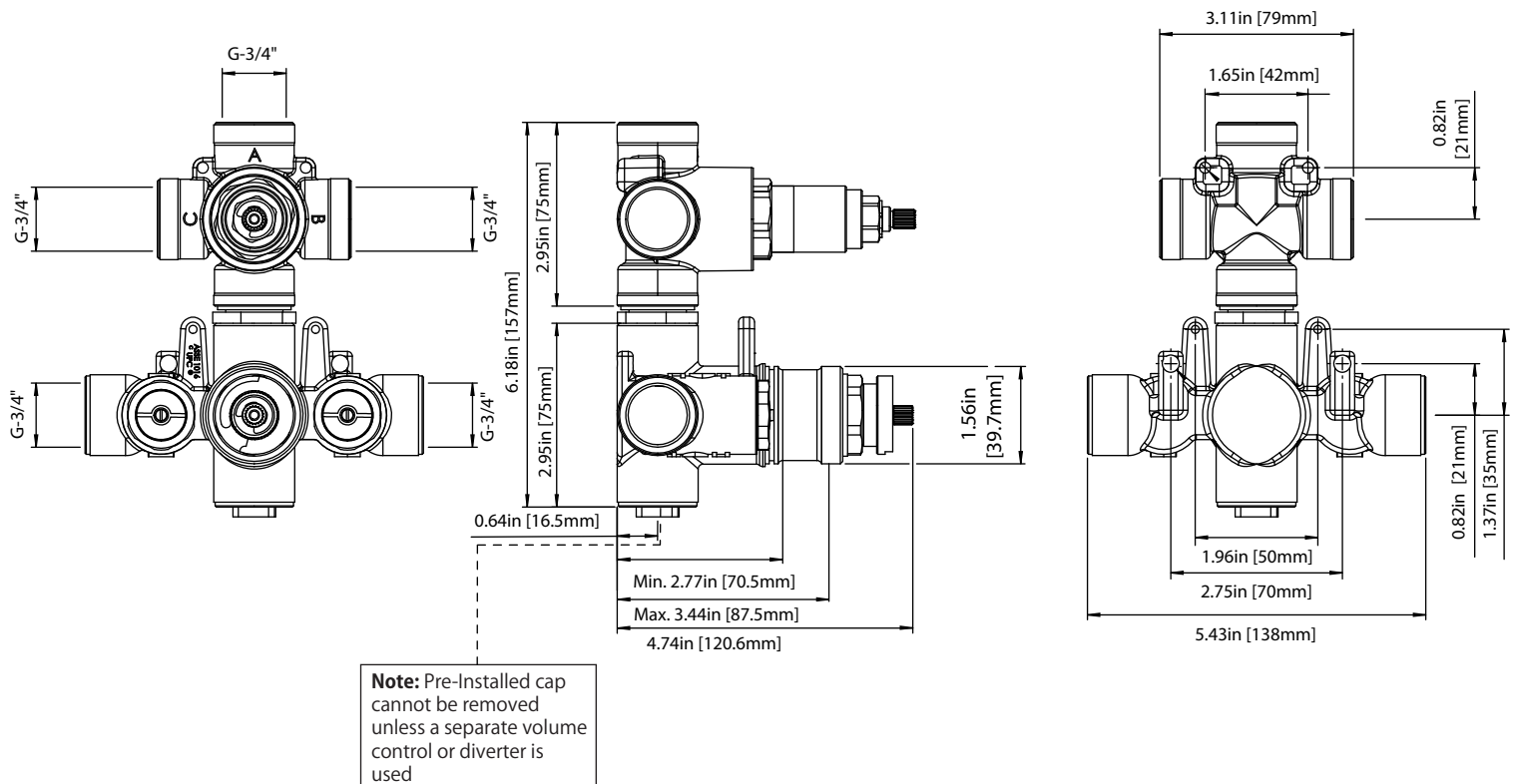
SPECIFICATIONS:

- Turn bottom knob to control temperature.
- Turn top knob to control water flow.
- Thermostatic Valve Flow Rate - 22 LPM @ 3 BAR
- Extension Available - JVH.4101E**



A separate volume control is **not** needed to turn water supply off. Volume control functionality is integrated within this valve.

Technical Diagram



JVH.4301F | 3/4" Thermostatic Mixer Valve - 3 Output Page 2 of 2

THREE OUTPUT NO SHARED PORT OPERATION

Diverter Cartridge # - **15100** (Included)

Total 6 Positions as defined below, with **only** 1 port active at one time.

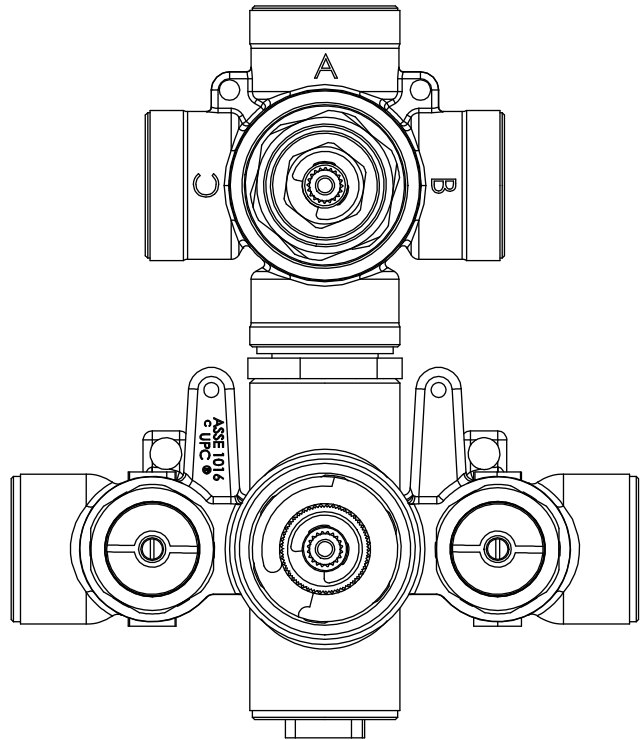
- Position 0 - Off - No Water Flow
- Position 1 - Output B Activated
- Position 2 - Off - No Water Flow
- Position 3 - Output A Activated
- Position 4 - Off - No Water Flow
- Position 5 - Output C Activated

THREE OUTPUT - SHARED PORT OPERATION

Diverter Cartridge # - **15200** (Not Included)

Total 6 Positions as defined below, with 2 ports active at one time.

- Position 0 - Off - No Water Flow
- Position 1 - Output B Activated
- Position 2 - Output B+A Activated
- Position 3 - Output A Activated
- Position 4 - Output C+A Activated
- Position 5 - Output C Activated



Water Diversion Diagram

