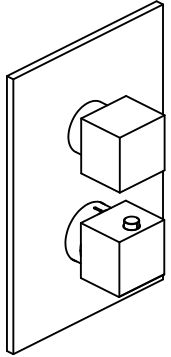
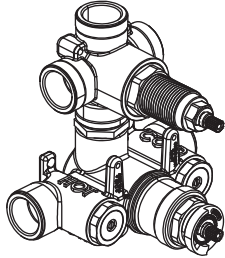


## RAR.4301 | Thermostatic Mixer with 3 Output Valve - 3/4"



Trim  
[RAR.4000T\*\*]

+



Valve  
[JVH.4301F]

### SPECIFICATIONS:

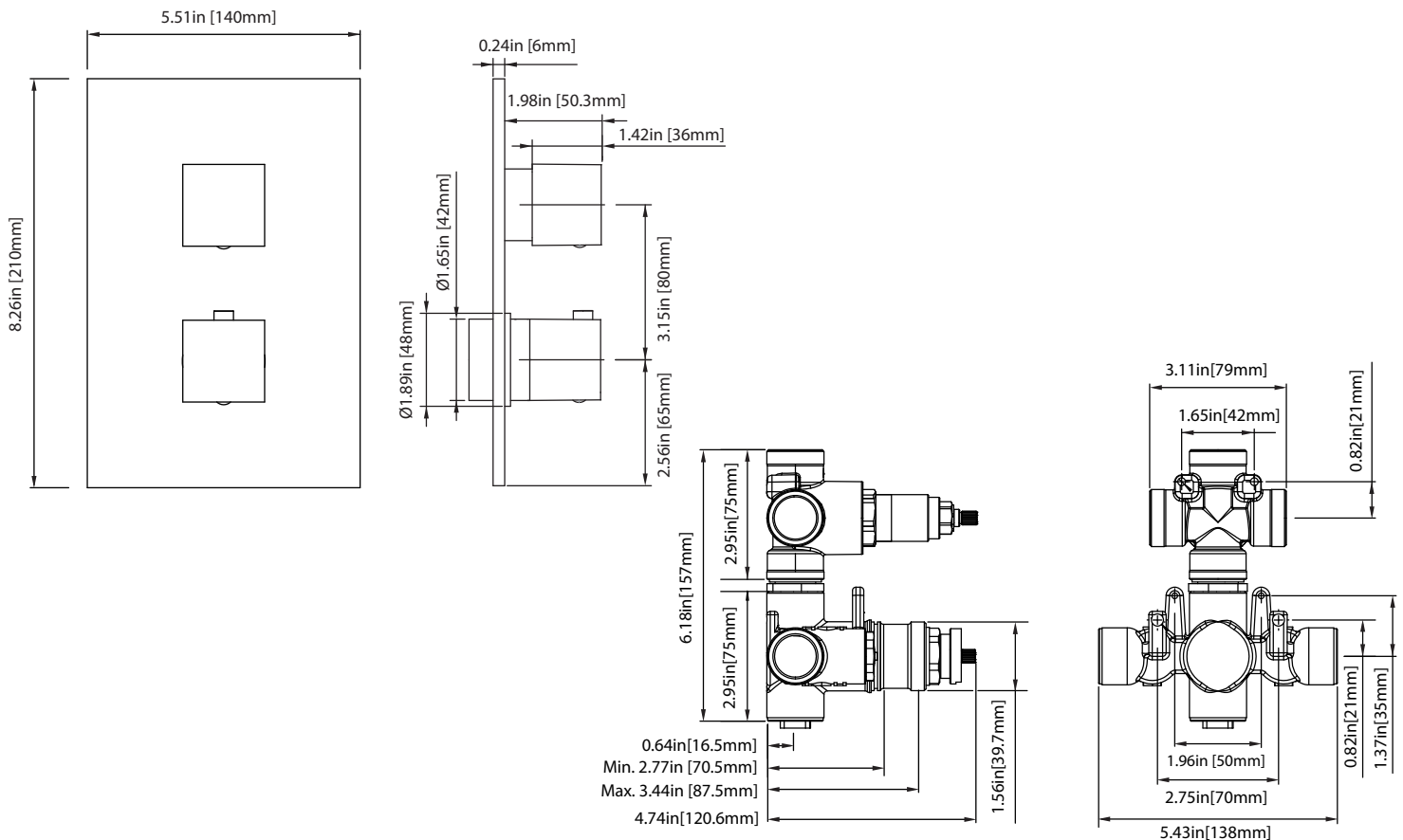
- Turn bottom handle to control temperature.
- Turn top handle to divert water & control volume.
- Includes Thermostatic valve (JVH.4301F) w/ service stops
- Thermostatic Valve Flow Rate - 22 LPM @ 3 BAR
- Extension Available - JVH.4101E\*\*



A separate volume control is **not** needed to turn water supply off. Volume control functionality is integrated within this valve.

See Spec Sheet For JVH.4301F For Detailed Information On Valve.

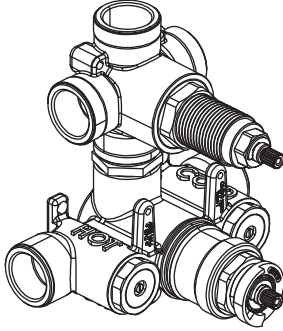
### Technical Diagram



JVH.4301F | 3/4" Thermostatic Mixer Valve - 3 Output Page 1 of 2

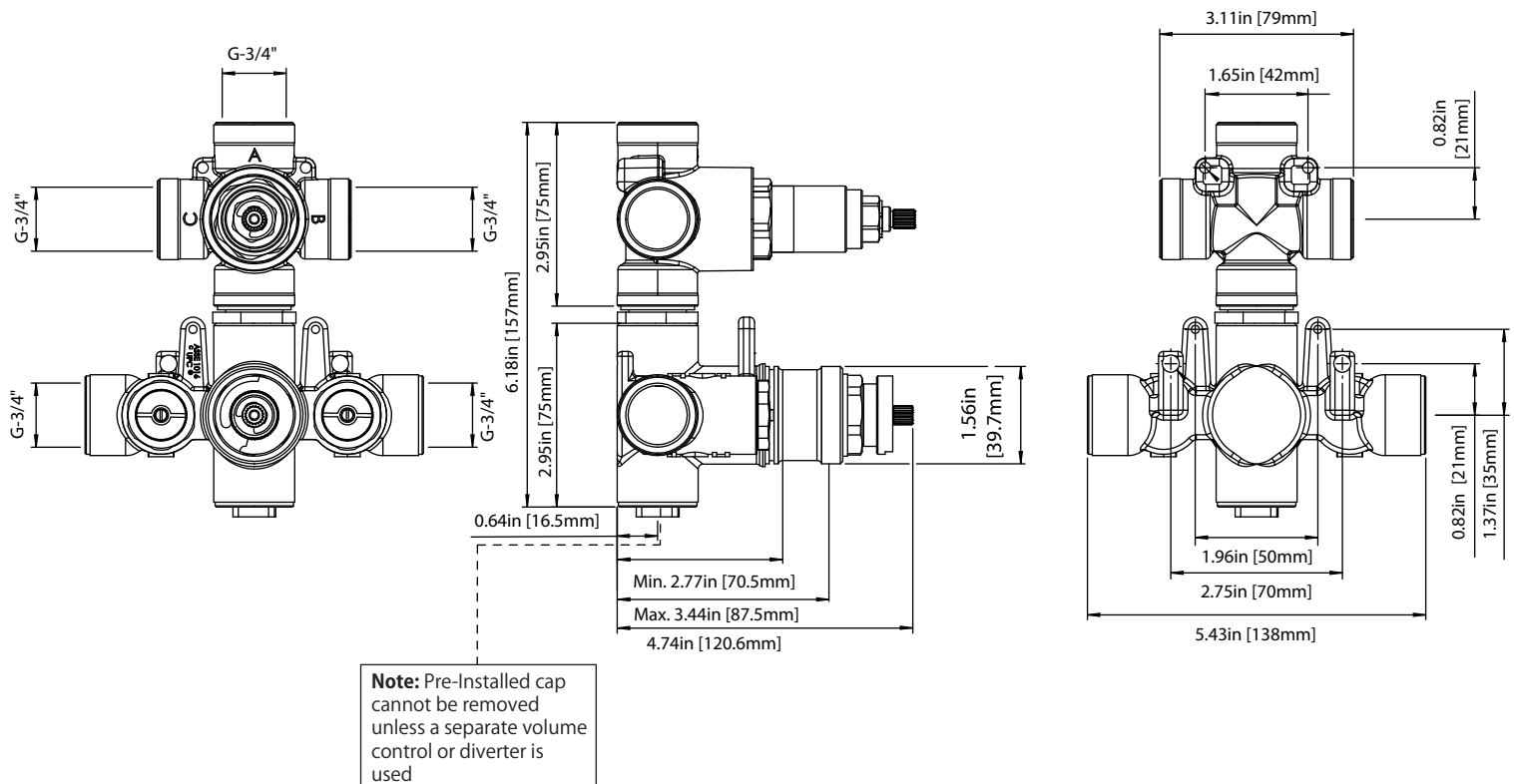
**SPECIFICATIONS:**

- Turn bottom knob to control temperature.
- Turn top knob to control water flow.
- Thermostatic Valve Flow Rate - 22 LPM @ 3 BAR
- Extension Available - JVH.4101E\*\*



**!** A separate volume control is **not** needed to turn water supply off. Volume control functionality is integrated within this valve.

**Technical Diagram**



## JVH.4301F | 3/4" Thermostatic Mixer Valve - 3 Output Page 2 of 2

### THREE OUTPUT NO SHARED PORT OPERATION

Diverter Cartridge # - **15100** (Included)

Total 6 Positions as defined below, with **only** 1 port active at one time.

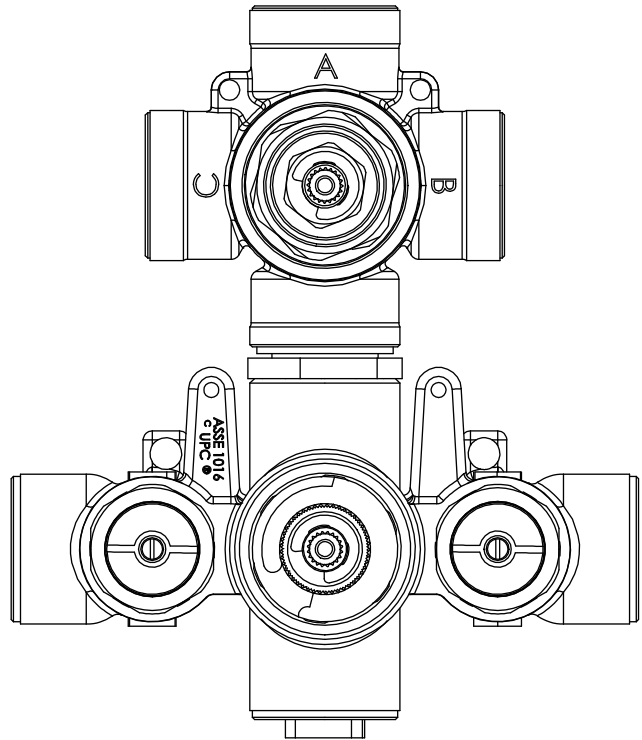
- Position 0 - Off - No Water Flow
- Position 1 - Output B Activated
- Position 2 - Off - No Water Flow
- Position 3 - Output A Activated
- Position 4 - Off - No Water Flow
- Position 5 - Output C Activated

### THREE OUTPUT - SHARED PORT OPERATION

Diverter Cartridge # - **15200** (Not Included)

Total 6 Positions as defined below, with 2 ports active at one time.

- Position 0 - Off - No Water Flow
- Position 1 - Output B Activated
- Position 2 - Output B+A Activated
- Position 3 - Output A Activated
- Position 4 - Output C+A Activated
- Position 5 - Output C Activated



### Water Diversion Diagram

