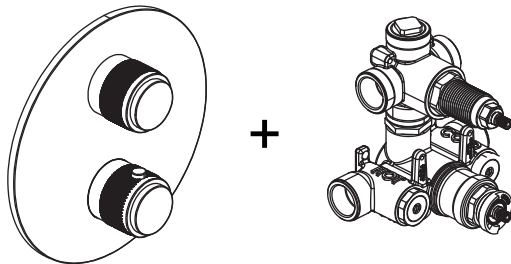


## FRG.4420 | Thermostatic Mixer with 2 Output Valve - 3/4"

### SPECIFICATIONS:



Trim  
[FRG.4000T\*\*]

Valve  
[JVH.4420F]

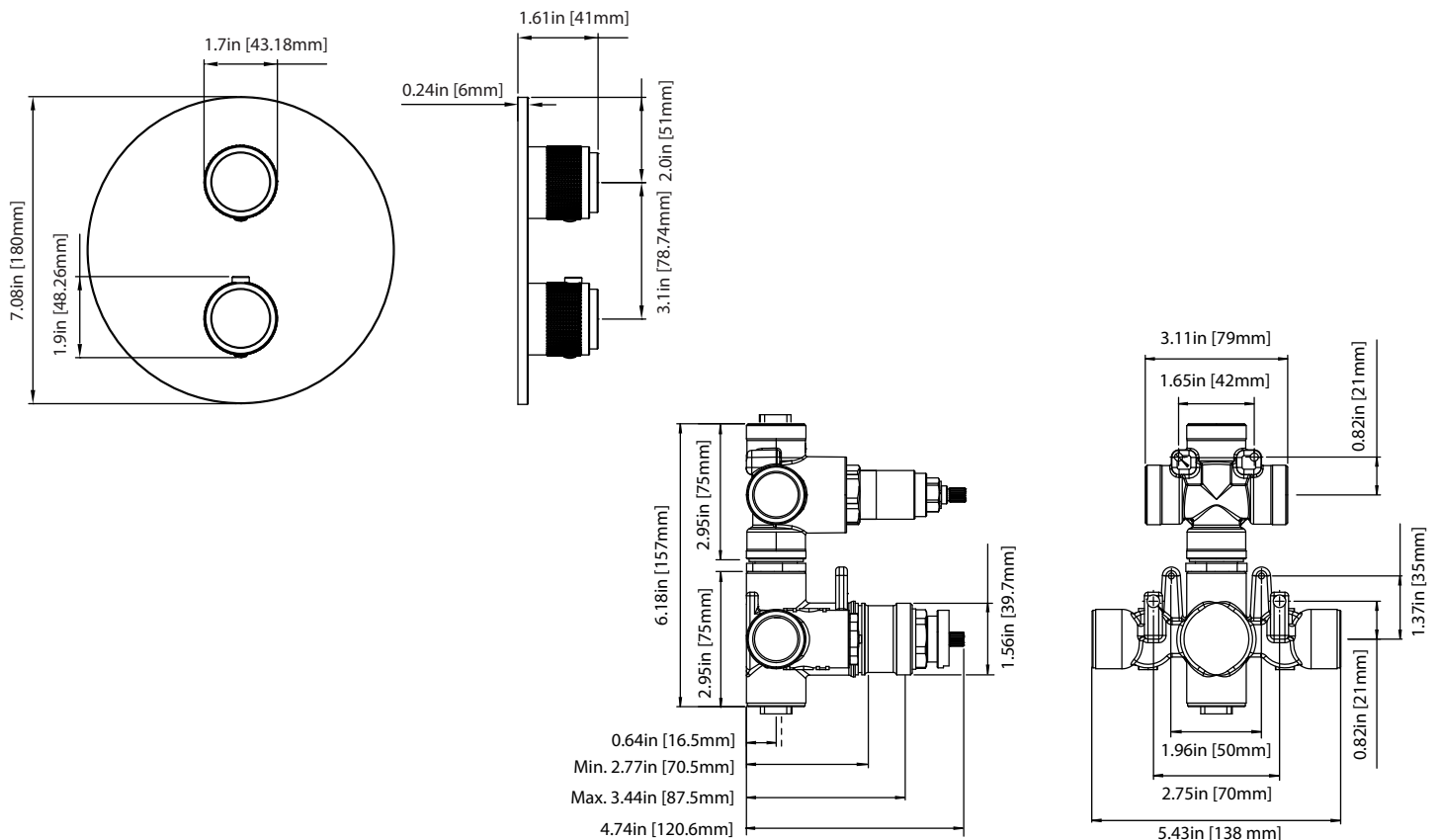
- Turn bottom handle to control temperature.
- Turn top handle to divert water & control volume.
- Includes Thermostatic valve (JVH.4420F) w/ service stops
- Thermostatic Valve Flow Rate - 22 LPM @ 3 BAR
- Extension Available - JVH.4101E\*\*



A separate volume control is **not** needed to turn water supply off. Volume control functionality is integrated within this valve.

See Spec Sheet For JVH.4420F For Detailed Information On Valve.

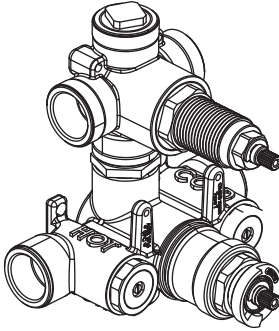
### Technical Diagram



## JVH.4420F | 3/4" Thermostatic Mixer Valve - 2 Output Page 1 of 2

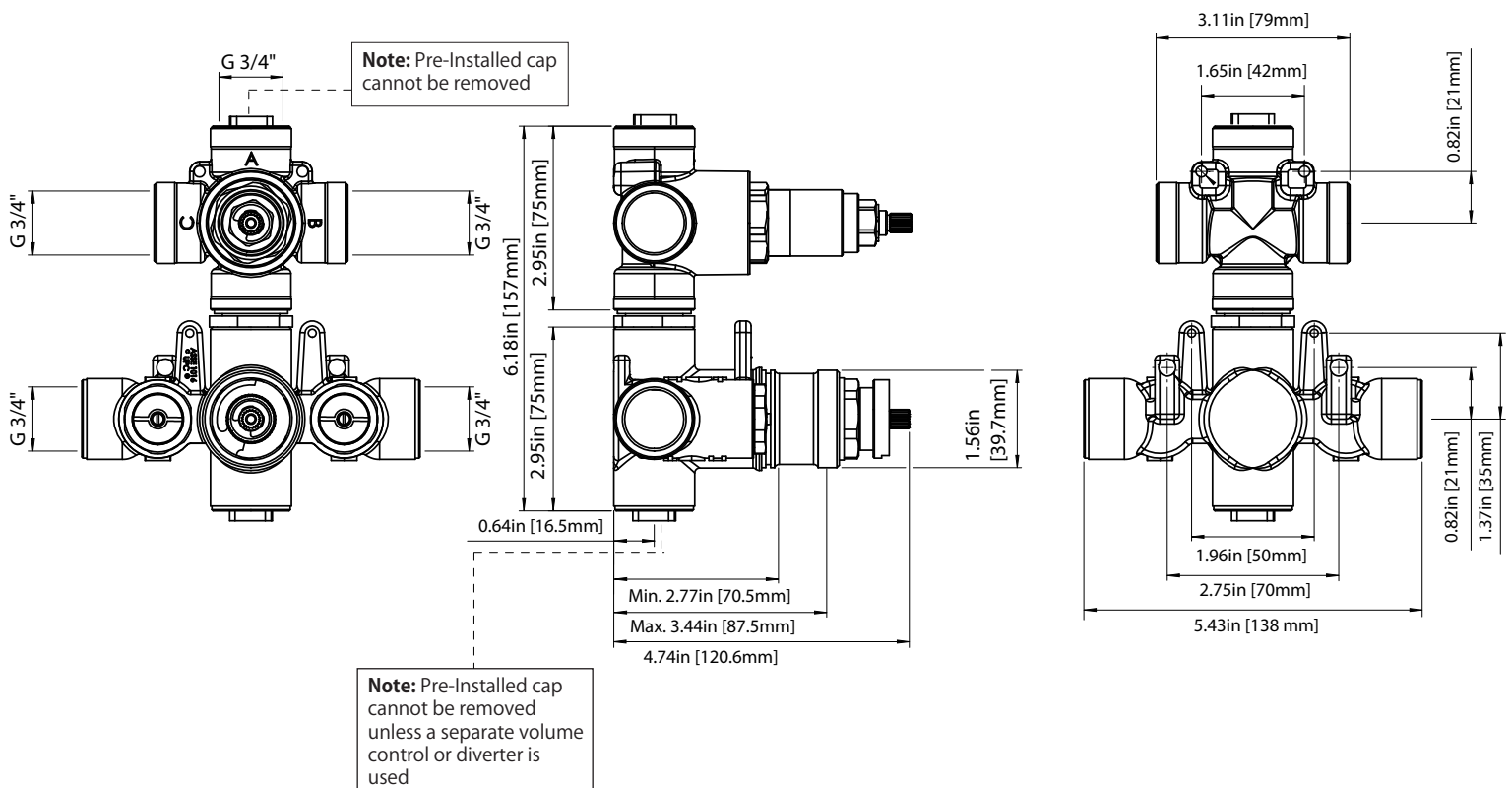
### SPECIFICATIONS:

- Turn bottom knob to control temperature.
- Turn top knob to control water flow.
- Thermostatic Valve Flow Rate - 22 LPM @ 3 BAR
- Extension Available - JVH.4101E\*\*



**!** A separate volume control is **not** needed to turn water supply off. Volume control functionality is integrated within this valve.

### Technical Diagram



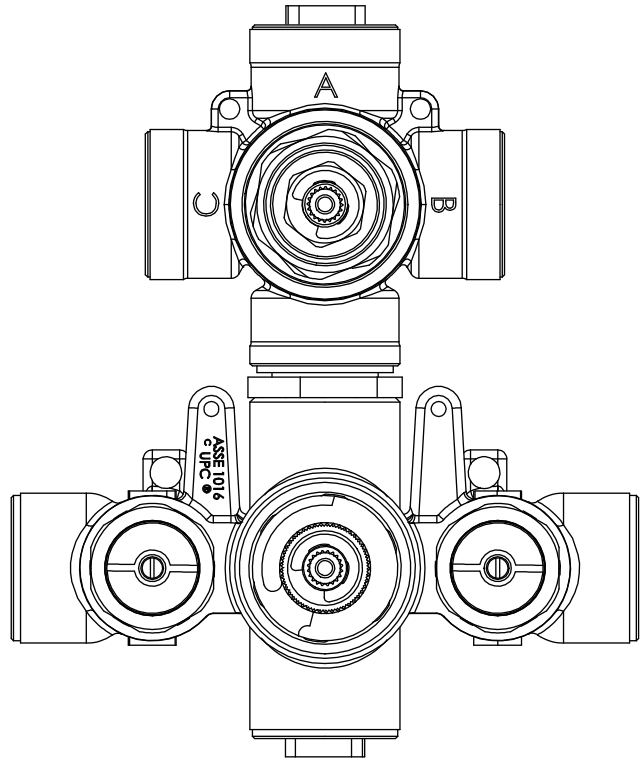
## JVH.4420F | 3/4" Thermostatic Mixer Valve - 2 Output Page 2 of 2

### TWO OUTPUT - NO SHARED PORT OPERATION

Diverter Cartridge # - **15109** (Included)

Total 3 Positions as defined below, with **only** 1 port active at one time.

- Position 0 - Off - No Water Flow
- Position 1 - Output B Activated
- Position 2 - Output C Activated



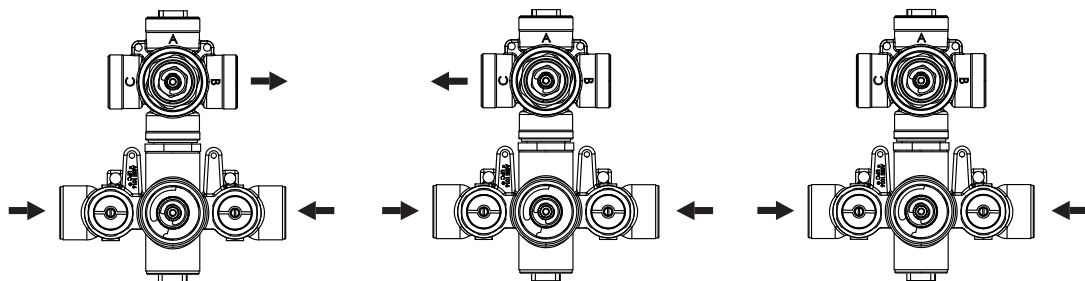
### TWO OUTPUT - SHARED PORT OPERATION

Diverter Cartridge # - **15103** (Not Included)

Total 4 Positions as defined below, with 2 ports active at one time.

- Position 0 - Off - No Water Flow
- Position 1 - Output B Activated
- Position 2 - Output B+C Activated
- Position 3 - Output C Activated

### Water Diversion Diagram



Diverter Position = 1

Diverter Position = 2

Diverter Position = off