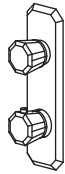
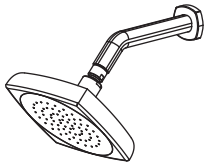

230.7000 | Single Output Shower W/ Rain Head



COMPONENTS

- RHW.7C - 7" Head w/8" Arm
- 230.4000VT - Shower Trim
- TVH.2693 - 3/4" Shower Valve

SHOWER VALVE:

- Thermostatic shower valve
- Valve includes service stops
- Turn bottom handle to set temp.
- Top handle controls water volume

SHOWER HEAD:

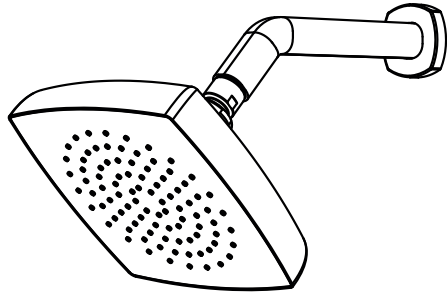
- ABS construction
- 1.8 GPM flow rate

STANDARDS:

- ASME A112.18.1 / CSA B125.1

See individual component specification sheets on following pages for further details.

RHW.7C | 7" Brass Shower Head With 8" Wall Mount Shower Arm



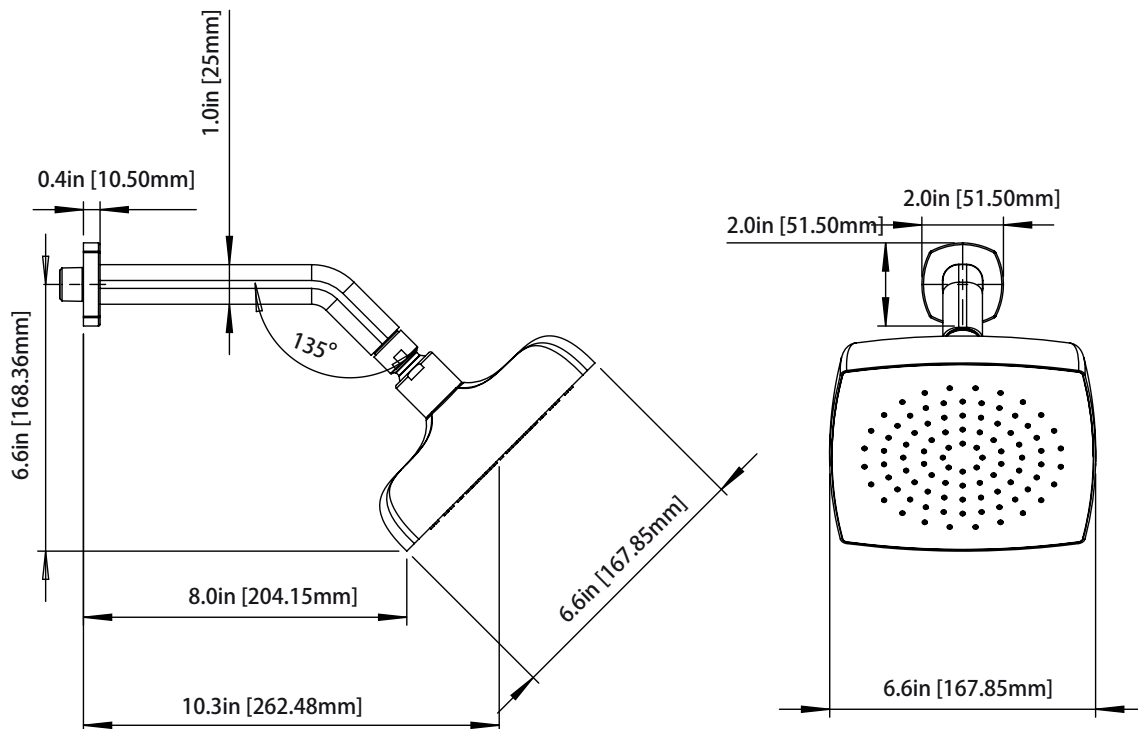
SPECIFICATIONS:

- Solid Brass construction
- With Swivel action
- Shower arm has sliding flange

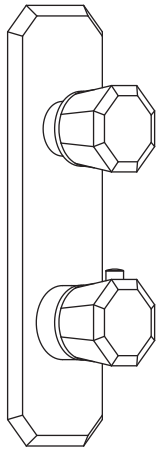
STANDARDS:

- ASME A112.18.1 / CSA B125.1

Technical Diagram



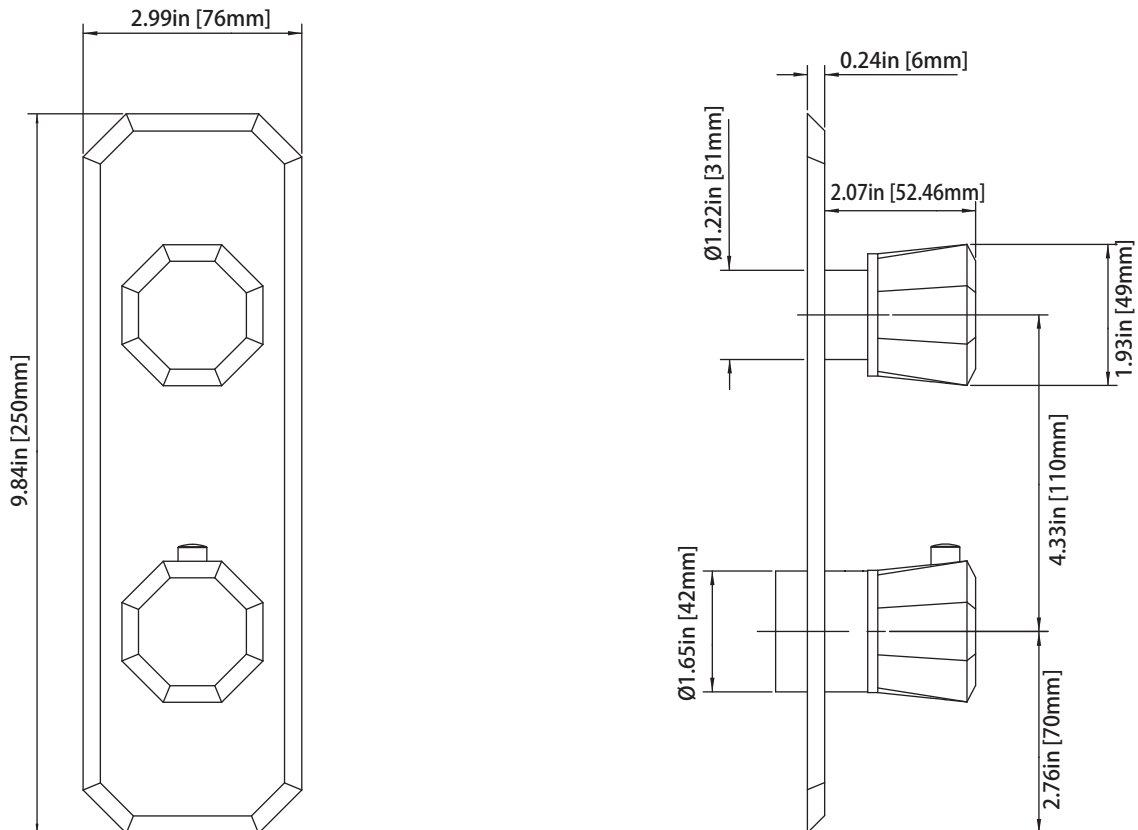
230.4000VT | Vertical Thermostatic Shower Trim



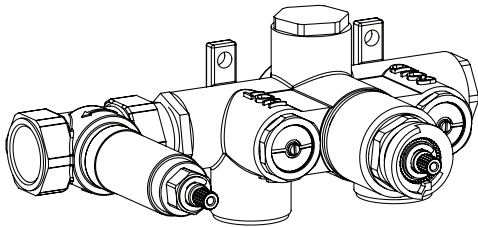
SPECIFICATIONS:

- Solid Brass Construction
- Trim Only - Valve Not Included
- Turn bottom handle to control temperature
- Turn top handle to control volume

Technical Diagram



TVH.2693 | 3/4" Horizontal Thermostatic Valve With Volume Control - For Tub or Shower Applications



SPECIFICATIONS:

- Solid Brass construction
- Single output
- Left handle controls temperature
- Right handle controls volume
- Use in tub filler or shower applications
- Thermostatic Valve Flow Rate - 8.0 GPM @ 60 PSI
- Extension Available - TVH.4101E**

STANDARDS:

- ASME A112.18.1 / CSA B125.1

Technical Diagram

