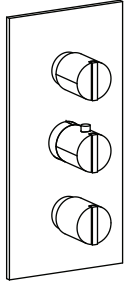


ECH.4501 | Thermostatic Bath / Shower Mixer with 3 Output Valve - 3/4"

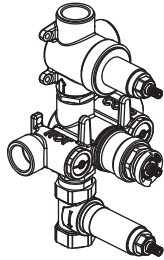
SPECIFICATIONS:

- Turn middle knob to control temperature.
- Turn top knob to divert water flow between two top outlets.
- Turn bottom knob to control water flow of bottom outlet.
- Thermostatic Valve Flow Rate - 36 GPM @ 3 BAR
- Extension Available - JVH.4401E**



Trim
[ECH.4500T**]

+



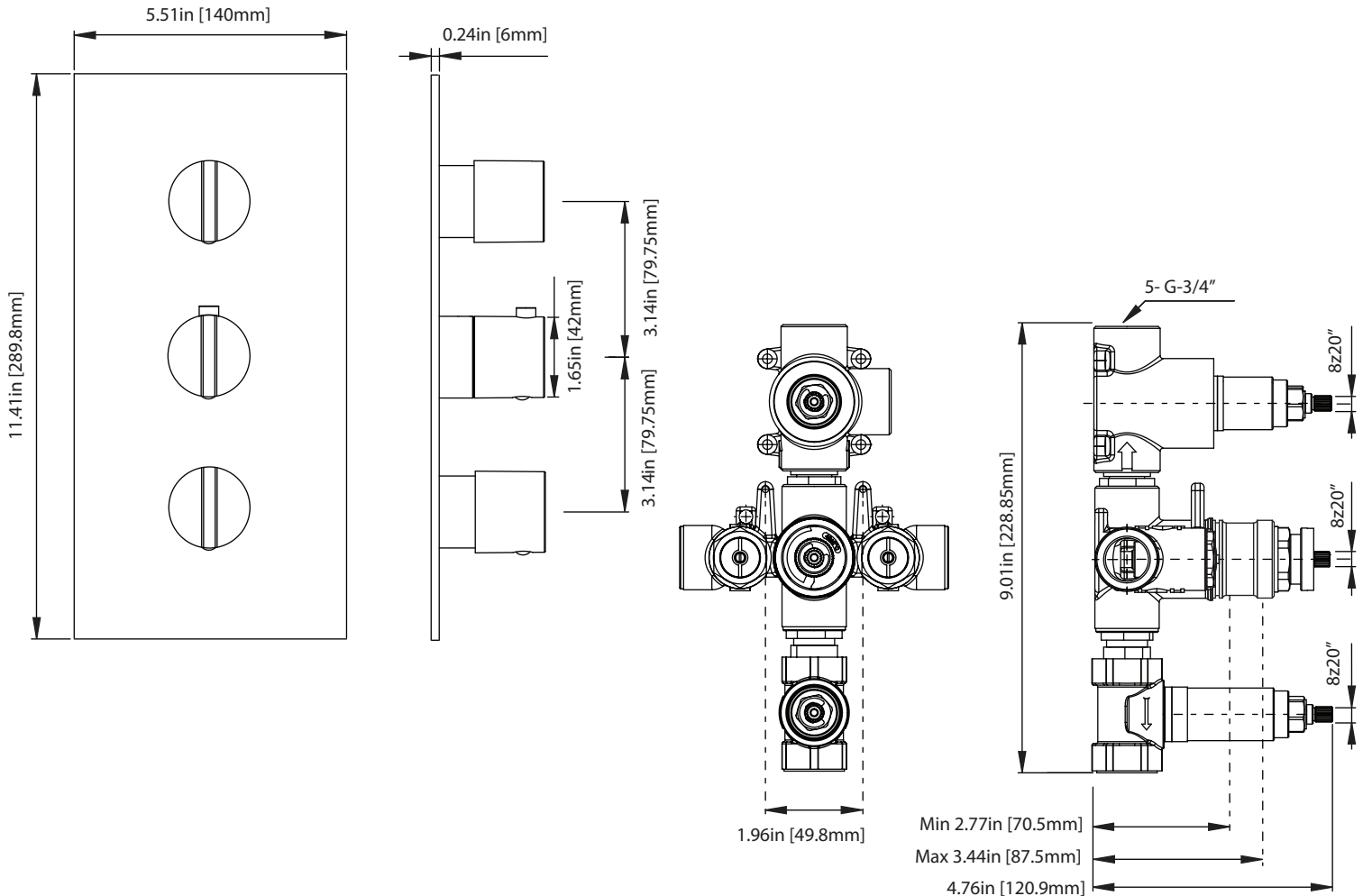
Valve
[JVH.4501]



A separate volume control is **not** needed to turn water supply off. Volume control functionality is integrated within this valve.

See Spec Sheet For JVH.4501 For Detailed Information On Valve.

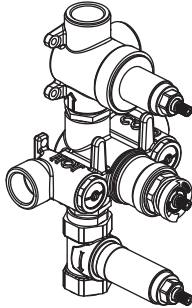
Technical Diagram



JVH.4501 | 3/4" Thermostatic Mixer Valve - 3 Output Page 1 of 2

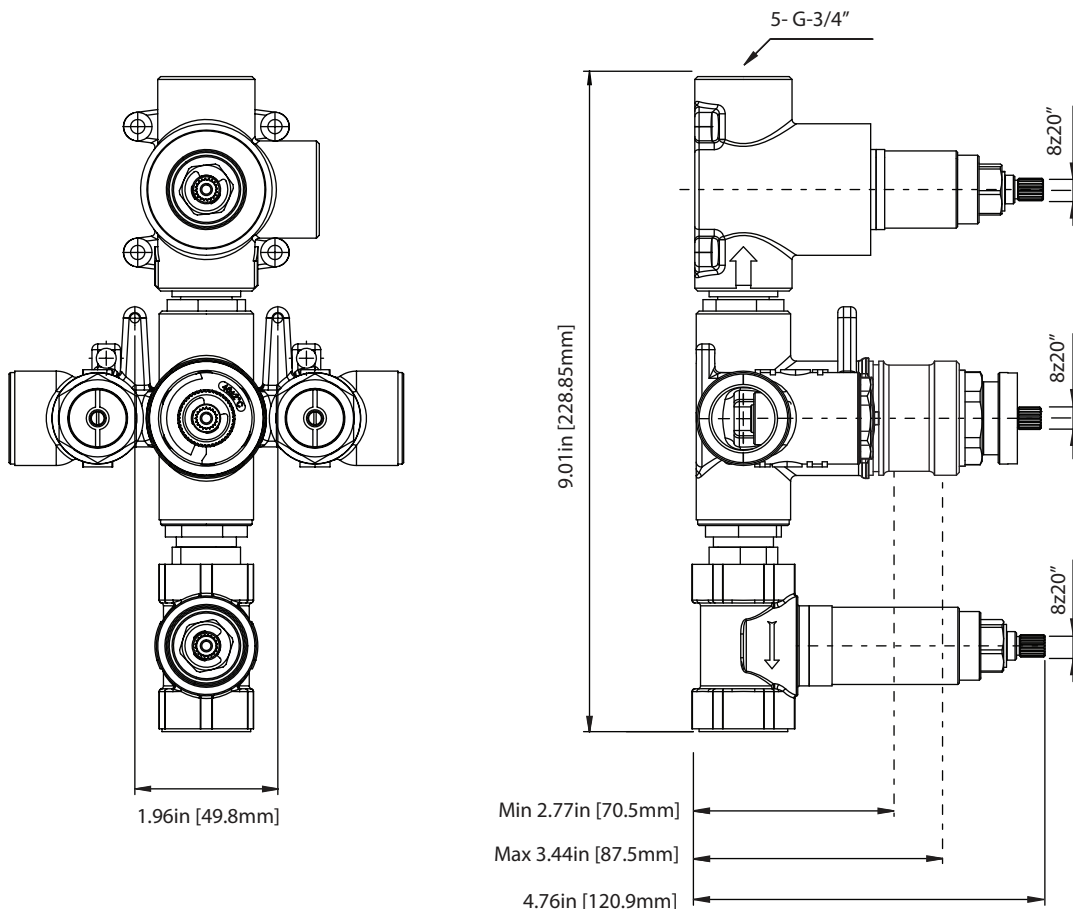
SPECIFICATIONS:

- Turn middle knob to control temperature.
- Turn top knob to divert water flow between outlets 1 & 2.
- Turn bottom knob to control water flow of outlet 3.
- Thermostatic Valve Flow Rate - 36 LPM @ 3 BAR



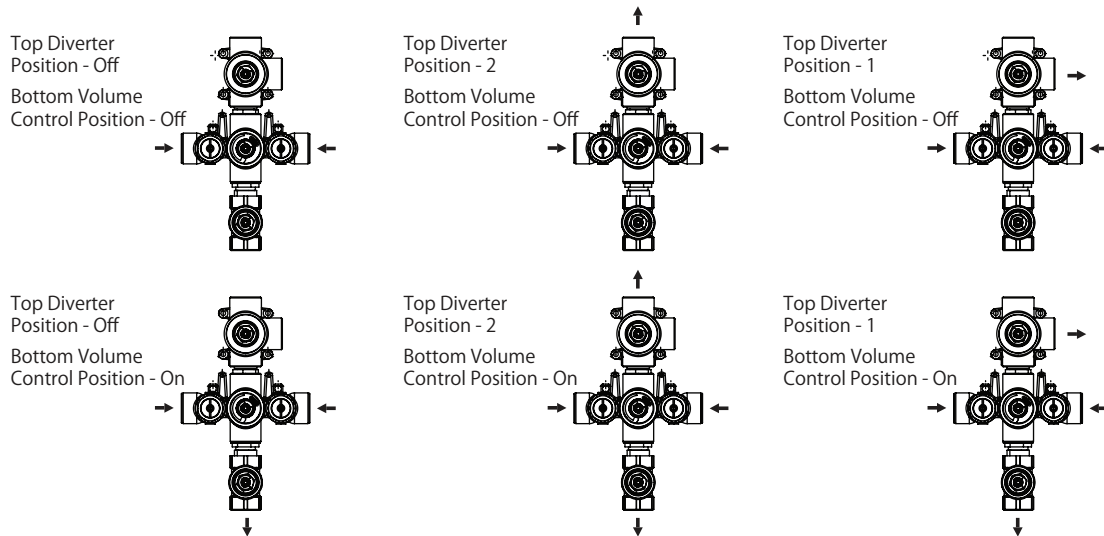
!
A separate volume control is **not** needed to turn water supply off. Volume control functionality is integrated within this valve.

Technical Diagram



JVH.4501 | 3/4" Thermostatic Mixer Valve - 3 Output Page 1 of 2

Water Flow Diagram



OUTPUT OPERATION

TOP HANDLE

Total 3 Positions as defined below, with **only** 1 port active at one time.

- Position 0 - Off - No Water Flow
- Position 1 - Output 1 Activated
- Position 2 - Output 2 Activated

BOTTOM HANDLE

Total 2 Positions as defined below, with **only** 1 port active at one time.

- Position 0 - Off - No Water Flow
- Position 1 - Output 3 Activated

PORT OPERATION

Ports that can be operated simultaneously:

- Output 1 & 3 can be operated simultaneously
- Output 2 & 3 can be operated simultaneously

Ports that cannot be operated simultaneously:

- Output 1 & 2 cannot be operated simultaneously

